

# MAXI MOVE

A mobile passive lifter for  
demanding care environments

ARJOHUNTLEIGH



...with people in mind

# A PROVEN ASSET FOR ALL CARE ENVIRONMENTS



**Maxi Move**, the most complete mobile lifter system available, is a proven success in care environments around the world. ArjoHuntleigh has now enhanced **Maxi Move** to make it an even greater asset for healthcare settings of all types.

The fundamental aim of **Maxi Move** is to be “best on basics”. Using **Maxi Move** you gain a safer, more efficient solution for the basic tasks of patient handling – lifting and repositioning. The system offers two unique features – SVS (Stable Vertical System) and Powered DPS (Dynamic Positioning System), which together provide the safest, most comfortable basis for complete transfers – from the initial lift through to effortless fine-tuning of the patient’s posture.

This battery-powered passive sling lifter allows a single carer to safely manage a wide range of patient handling routines. With unrivalled flexibility, stability and reliability, **Maxi Move** is the best-equipped lifter for intensive use in demanding care environments.

## Flexibility

- The Combi attachment enables smooth switching between different spreader bars.
- Choose the optimum patient interface from the widest spreader bar range in the market.
- Select the appropriate sling from the most comprehensive range available.

**FLEXIBILITY** for the diverse challenges of everyday care, see page 5.

## Stability

- A vertical lifting action, SVS (Stable Vertical System), means safer routines.
- DPS spreader bars help to prevent the sling from swinging during transfers.
- Excellent stability allows the lifting of heavy patients weighing up to 227 kg (500 lbs).

**STABILITY** for safe, comfortable transfers, see page 6.

## Reliability

- A product with proven endurance: the actuator is tested for thousands of cycles.
- **Maxi Move** has high-quality powered features that the carer and patient can rely on.
- The **Maxi Move** is supplied with two batteries as standard allowing reliable use 24 hours a day.

**RELIABILITY** for good quality care routines at all times, see page 9.

## SMOOTH OUTLINE, SMOOTH OPERATION



Friendly styling with smooth lines and a pleasing design has been a priority on the new *Maxi Move*. The rounded exterior is easy on the eye, easy to clean and reflects the smooth operating procedures.

### **New features**

With a new built-in electronic scale and a control handset enhanced with a display screen, *Maxi Move* now provides even greater opportunities to improve the quality of care. A new visual user guide on the mast offers convenient assistance to the carer.

### **Improving life for carers and patients**

Would you like to give patients safer, more comfortable handling, while making care routines smoother and more efficient? Would you like to provide a healthier, more ergonomic working environment for carers? *Maxi Move* can help to accomplish both aims.

### **Total solutions**

The benefits of *Maxi Move* are maximised when it operates in the optimum conditions for efficient, good quality care. ArjoHuntleigh offers complete Safe Patient Handling Solutions for your facility. ArjoHuntleigh is the ideal partner to help ensure a safer and more secure environment for your patients and your staff.

**ArjoHuntleigh: a total solution provider, see page 15.**





# FLEXIBILITY FOR THE DIVERSE CHALLENGES OF EVERYDAY CARE

There is no such thing as a typical patient or a typical care facility. That is why *Maxi Move* has been designed as a complete system with the flexibility to provide patient-specific solutions in any care environment.

## Making the right choice of sling

Patient comfort and safety during lifting and transfers are secured by selecting the most appropriate combination of spreader bar and sling.

The Combi attachment system gives you access to the widest selection of spreader bars – various sizes of DPS (Dynamic Positioning System), Powered DPS and loop spreader bars, as well as a stretcher frame. This in turn enables you to select from the most comprehensive standard range of more than 200 clip and loop slings plus hundreds of custom-made slings and flites. There are also three different types of stretcher in the product range.

## Equipped for diverse care situations

*Maxi Move* is a passive lifter designed for people who either have no capacity to support themselves or who are completely dependent (the D and E mobility levels in the Mobility Gallery). It provides optimum support for these patients in a wide range of care situations.

*Maxi Move* can:

- comfortably and securely transfer patients ranging in size from paediatrics to bariatrics weighing a maximum 227 kg (500 lbs).
- handle routine tasks such as the lifting, transfers and repositioning of patients in elderly care, hospitals and other care settings.
- be adapted quickly for different patients or care routines, making it ideal for facilities with a wide spectrum of patient ages, heights and weights.
- deal with the unforeseen – a patient can be safely lifted from the floor in the event of a fall.
- support stretchers, making it a good choice for supine lifting of patients in acute care.
- be equipped with an extended jib for optimum transfers to and from bulky moulded wheelchairs in special care facilities.
- be fitted with a two point hanger bar and repositioning sling to allow for safe and easy positioning or turning of patients in bed.
- be used with optimum standard or special-purpose slings, such as amputee and bariatric slings, all-day slings or mesh clip or loop slings, for a range of routines such as toileting, bathing, showering, infection control and stretcher slings.



An optimum solution for supine lifting of patients in acute care...



...rehabilitation sessions using the unique walking jacket...




...or for repositioning and turning patients in bed.

# STABILITY FOR SAFE, COMFORTABLE TRANSFERS



A safe and easy way to position patients in bed...



...transfer patients to chairs...



...or lift supine patients on stretchers.

Good stability is fundamental for safe operation of the lifter and the patient's sense of security during transfers. *Maxi Move* is based on a lifting principle that assures excellent stability.

## A vertical approach (SVS)

Many passive lifters used in care environments are based on the arc lifting principle. An arc lifter has a tendency to bring the patient uncomfortably close to the mast, which can make it more difficult to position the patient.

*Maxi Move* offers a different solution – SVS (Stable Vertical System) – which is based on a vertical lifting action that ensures safe, comfortable and dignified transfers. The dual action telescopic mast offers a wide range - it can reach both a very high and a very low position.

The SVS increases comfort and safety by keeping the patient at a constant distance from the mast and in a stable position when lifting and transferring no matter how high or low they are positioned in the lift.

## Safety for Patients

Most lifts on the market today utilise long straps and spreader bars that permit swing and sway of the patient.

The *Maxi Move* with the short clip four point sling design, minimises any movement for complete safety and security of the patient. The DPS spreader bar is completely stable with no swing or sway throughout the entire lifting range. Together, the short clip sling design with the stable DPS spreader bar offers unsurpassed stability and security for the patient. Patients who feel safe and secure are less likely to be frightened and uncomfortable.

## A stable base for patient weighing

The stability of *Maxi Move* provides strong support for everyday handling routines as well as for more demanding tasks such as transferring heavy patients or lifting supine patients on stretchers.

Excellent stability also means that patients can be weighed while reclining in the sling, using the new built-in electronic scale (optional). The scale is out of sight, integrated in the housing above the Combi attachment. This design solution improves the lifting height, as the Class III-approved scale does not limit the lifting action. The patient's weight is shown on the new display screen of the enhanced handset. Weighing during transfers saves the carer's time and eliminates extra transfers to a fixed scale.









# RELIABILITY FOR GOOD QUALITY CARE ROUTINES AT ALL TIMES

Ensuring a consistent level of high quality care in busy working environments requires constant availability and excellent operational reliability. *Maxi Move* has proven endurance and is always ready for duty – a lifter the carer can rely on.

## Staying power

The on-board battery provides power for lifting/lowering, Powered DPS and opening and closing of the chassis legs. *Maxi Move* provides consistently high performance at all times thanks to a simple and effective battery management system that ensures the lifter is always ready for use. With two batteries included as standard, there is always a spare battery in the charger and one powering the lifter which allows use 24 hours a day.

New, more effective, batteries have been developed. These batteries do not have to be fully depleted before being recharged. This makes it possible to establish efficient daily charging routines and always start work with a fully charged battery.

There is no risk of the battery going flat unnoticed. The battery power level is displayed on the new handset screen. When a battery is low a buzzing signal alerts the carer that it is time to change. However, there is always sufficient power to finish the ongoing lifting routine before changing the battery.

Changing the battery is an easy ergonomic routine as it is located at a good working height on the unit. Similarly, the new wall-mounted charger can be installed at an optimum height to avoid unnecessary strain during battery changing procedures.

## Proven reliability

Reliability is built into *Maxi Move*. The specially designed actuator has been tested to run for thousands of cycles before it needs to be replaced. This durability and long service lifetime also help to reduce the total cost of ownership.

*Maxi Move* has been tested to meet all applicable standards such as:

- I EC 60601-1 : 1998 (CAN/CSA C22.2 NO .601 1-IN 90)
- UL 2601-1:2003
- I EC 60601-1-2 : 2001
- I SO 10535 : 2006

This proven and thoroughly tested lifter is built to last and will perform safely and reliably, providing continuous optimum performance throughout a long service life.



The battery power level is clearly displayed.



Changing the battery is easy.



*Maxi Move* integrates well with the Carendo.

# ALWAYS THE OPTIMUM PATIENT IN TERFACE ...



Combi attachment for maximum flexibility.



Extended jib for extra reach.



Slings for individual needs.



Allows easy repositioning up in bed with stretcher sling.

The Combi attachment is a safe, easy-to-use locking device for all ArjoHuntleigh passive lifters that allows easy interchanging between the market's widest selection of spreader bars and stretchers.

## Spreader Bars

- DPS stands for Dynamic Positioning System. This open spreader bar (small or medium), used with 4-point clip slings, allows easy repositioning of any patient.
- The unique Powered DPS solution is an open spreader bar (medium or large) like DPS, but with an added powered function controlled from the handset that makes repositioning of a patient effortless for the carer.
- Loop spreader bars (small, medium or large) are compatible with a wide range of loop slings. The loop spreader bar also supports the Walking Jacket, which is used in rehabilitation.

## Comprehensive range of slings

With maximum flexibility, *Maxi Move* can be configured to use either clip slings or loop slings, or alternate between the two, depending on needs. There are more than 200 slings in our standard range.

- Clip slings are available in a wide range of sizes and are colour coded for easy identification. The range includes repositioning slings, special-purpose slings for toileting, mesh slings for bathing and showering and slings for single and double amputees.
- The loop sling range offers standard or padded slings, with or without head support, a number of special purpose slings and a low back alternative applicable if the patient's arms are best positioned outside the sling.
- Our custom made slings and our wide range of disposable slings (Flites) enable you to always find the best solution for your patient or resident.

## Stretchers

The Combi attachment is compatible with a foldable stretcher frame that supports three types of stretcher:

- Soft stretcher, a full body support solution for dependent patients.
- Strap stretcher, an alternative that is easy to place underneath patients.
- Scoop stretcher, a more rigid surface for patients with possible spinal injuries.

## ...ALWAYS IN CONTROL SCREEN

All *Maxi Move* powered features are easily controlled by pressing buttons on the handset, which now features a screen display that shows data important for the user.

The carer has complete control of the following powered features:

- Raising and lowering of the lift
- Opening and closing of chassis legs
- Powered DPS

### Now with screen display

The new handset is now also a handy source of current information for the carer. A menu can be accessed that displays information on a colour screen built into the handset. This data can include:

- Patient weight (in either kg or lbs)
- On-board battery power level
- Actuator usage

The handset is made out of extremely durable material with an integrated hook which allows it to be placed conveniently on lift.



TROL Screen with illuminated display.



Dual control function - operate *Maxi Move* from the mast control panel or the handset.





# MAKE THE MOST OF MAXI MOVE...

*Maxi Move* gives you the best possible basis for good quality patient handling. In consultation with ArjoHuntleigh, you can create a *Maxi Move* system that perfectly matches the needs of your care facility.

## Use a better approach for the basics

- Unique features provide the best solution for basic patient handling requirements.
- Lifting – a more secure method for transfers using the Stable Vertical System.
- Positioning – DPS and Powered DPS minimise manual handling and improve precision.

## The flexibility to provide optimum care

The Combi attachment enables a fully optimised patient interface for all individuals by giving easy access to:

- The widest range of clip slings or loop slings
- DPS or Powered DPS spreader bars in various sizes
- Stretcher solutions

## Benefit from features and accessories

Every *Maxi Move* feature and accessory is designed to support and enhance efficiency and safety according to care facility needs. These features and accessories include:

- Emergency lowering system
- User instructions summary panel on the lifter
- User friendly handset display that illuminates in the dark
- Optional integrated scale
- Optional extended jib for extra reach
- Optional low height castors
- Two batteries as standard
- Wall-mounted charger
- Arjo Clean disinfection agent



The emergency lowering system allows the patient to be lowered without the use of tools.



User instructions summary panel - always there when you need it.



Low height castors - for easier bedside access.



Removable chassis leg covers are easy to detach for cleaning.



The convenient wall mounted battery charger.



Ergonomic handles assists in smooth manoeuvring.

## ... AND MAKE A POSITIVE DIFFERENCE FOR CARERS AND PATIENTS ERGONOMIC

Carers notice a big improvement in their working environment when they use *Maxi Move*. Safer, less physically demanding working routines lead to more contented staff. Patients will certainly appreciate being handled in a more comfortable, secure and dignified way.



### **For the carer, working with *Maxi Move* means....**

- Always working with an efficient, easy-to-operate system that creates more time for positive interaction with the patient.
- Never having to use manual lifting, because *Maxi Move* takes care of raising and lowering.
- Always being able to provide the right spreader bar and sling for the patient's needs.
- Never having to wait to use the lifter because a battery needs recharging.
- Always being able to work close to the patient because of the handset control.
- Never having to reposition the patient manually because DPS or Powered DPS provide effortless high-precision positioning during transfers and repositioning procedures.
- Always being able to work in an ergonomically sound way.



### **For the patient, care routines with *Maxi Move* mean....**

- Always being lifted and transferred by a lifter designed specifically to provide the right level of support.
- Never having to endure undignified handling by a team of carers, as *Maxi Move* routines can be managed by one carer.
- Always being lifted or transferred safely and with dignity, without any manual lifting or handling.
- Never having to be lifted in an unsuitable or uncomfortable sling.
- Always being comfortable when supported in a semi reclined position in an open style DPS spreader bar.
- Never having to worry about certain care routines, because *Maxi Move* enables consistently safe and comfortable routines for all care procedures.
- Always feeling secure during procedures because the sling does not swing during lifting and transfers.





# ArjoHuntleigh: A TOTAL SOLUTION PROVIDER

ArjoHuntleigh is not only a supplier of high-quality products such as *Maxi Move*. The company is a world leader in providing total solutions in a number of care-related areas. Optimum solutions based on a complete philosophy of care are delivered to healthcare environments around the world.

ArjoHuntleigh is a secure, reliable partner. Through the application of its unrivalled knowledge in areas such as injury prevention, patient care, infection control and facility planning – ArjoHuntleigh has been developing and providing solutions in the care sector for over 50 years.

*Maxi Move* is a perfect example of the continuous commitment of ArjoHuntleigh to provide systems that enhance the quality of life of both residents and patients in care facilities and create a safe working environment for carers.

ArjoHuntleigh provides the best possible start up support and after sales service to help you work effectively with *Maxi Move* from the beginning. The start up package includes clear operating instructions. It is backed up by high-quality service provided by ArjoHuntleigh service engineers.

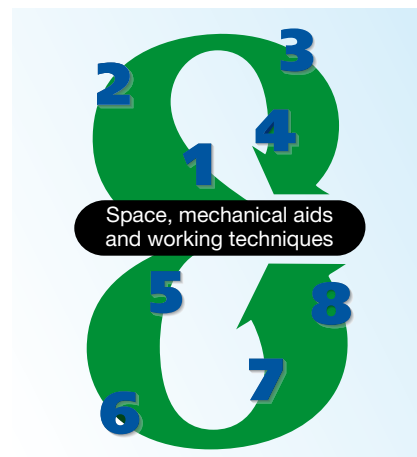
## A complete philosophy

*Maxi Move* is a prime asset for any care environment, but ArjoHuntleigh can also show you how *Maxi Move* can fit into an overall strategy for improving care.

ArjoHuntleigh has developed a dynamic model – the Positive 8 – to demonstrate how care quality can be improved by providing the right conditions for promoting patient mobility – space, mechanical aids and working techniques. The benefits of *Maxi Move* as a mechanical aid are maximised when it operates in the optimum conditions for efficient, good quality care as illustrated in the Positive 8 model.

Our consultants can help you achieve optimum working spaces when planning care facilities using tools such as the ARJO Guidebook for Architects and Planners.

By offering products that fulfil residents' and patients' needs in combination with consultancy services and training, ArjoHuntleigh is the ideal partner in identifying and establishing the foundations for good quality care.



The Positive 8 - a dynamic model for quality care.



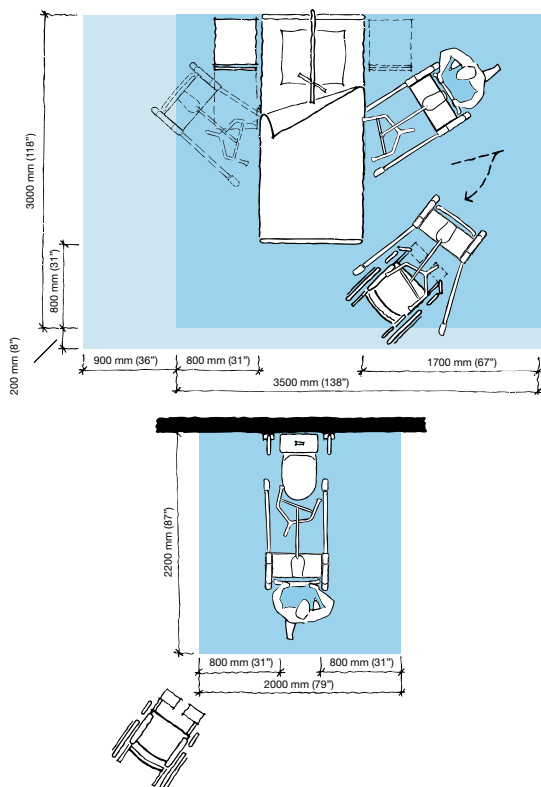
Facility planning advice for architects.



Total solutions with people in mind.

# PRODUCT SPECIFICATIONS

## Space requirement



- Blue area shows the minimum working area required for the staff to be able to use the mechanical aids in an ergonomic way from one side.
- Light blue area shows required extension of working area to facilitate activities from either side to provide adequate access for the patient, mechanical aid and assisting carer.

## Mobility Gallery

### Elderly care



DORIS

### Acute care



EMMA



DOMINIQUE



EDWARD

### Special care



DANIEL



EMIL

Suitable for D and E

**D**, who has no capacity to support him/herself

**E**, who is almost completely bedridden and totally dependant

Please contact ArjoHuntleigh for further information on the Mobility Gallery™.

## Product information

Max. safe working load (SWL) 227 kg (500 lbs.)

Max. SWL if equipped with extended jib: 130 kg (287 lbs.)

Weight (incl. combi jib + medium PDPS + battery) 70 kg (154 lbs.)

Lifting stroke 1315 mm (51 ¾")

Min. lifting height (medium DPS) 225 mm (8 ¾")

Max. lifting height (medium DPS) 1540 mm (60 ¾")

Height of chassis 117 mm (4 ½")  
With low height castors 102 mm (4")

External width legs closed 718 mm (28 ¼")

Internal width legs open 1074 mm (42")

Protection Class Lifter IPX4  
Handset IPX7

Battery 24 V, 5.5 Ah sealed lead acid

Battery Discharge Indicator (BDI)  
Displays remaining power and indicates when the battery needs charging

Service meter - Displays the total usage time (hours)

System failure override

Automatic safety cut-out if lowered onto an obstacle

Low friction castors (rear castors with brakes)

**The product is in compliance with current legislation and applicable product standards**

## Accessories

A wide selection of spreader bars

Wide range of special purpose slings and flites

Stretcher solutions

Optional: extended jib,  
scale (also available as an upgrade kit)

Arjo Clean (for disinfection)

Only ArjoHuntleigh designed parts, which are designed specifically for the purpose, should be used on the equipment and products supplied by ArjoHuntleigh. As our policy is one of continuous development we reserve the right to modify designs and specifications without prior notice.

ArjoHuntleigh, Maxi Move and Mobility Gallery are trademarks belonging to the ArjoHuntleigh group.  
© Arjo AB, 2008.

# ARJOHUNTLEIGH

...with people in mind

Arjo International AB

PO Box 61

SE-241 21 ESLÖV

Phone: +46 413 645 00

Fax: +46 413 645 63

[www.ArjoHuntleigh.com](http://www.ArjoHuntleigh.com)

MEMBER OF THE GETINGE GROUP